


The Power of [x]

2012 Post Show Report
March 20-22 SNIEC, Shanghai, China

SOLARCON[®]
China2012

SEMICON[®]
China2012

FPD China2012



SEMICON[®] China, SOLARCON[®] China, FPD China

Key Numbers 2012

| | |
|---|--------|
| Total Verified Attendance (inc. exhibitors) | 51,238 |
| Total Verified Visitors (not inc. exhibitors) | 40,476 |
| Total Exhibitors | 1,116 |
| VIP Attendance | 1,142 |
| Press Attendance | 41 |
| Total Number of Booths | 2,813 |
| Total Area Occupied (sq. m.) | 69,000 |

Top Attending Companies

Visitors represent some of the region's leading semiconductor and technology companies, including:

- Semiconductor Manufacturing International (Shanghai) Corp.
- Hynix Semiconductor
- Shanghai Hua Hong NEC Electronics
- Shanghai Huali Microelectronics
- Grace Semiconductor Manufacturing Corporation
- Shanghai Tianma Micro-Electronics
- Suntech-Power
- Amkor Assembly and Test (Shanghai)
- JCST (Jiangsu)
- Hejian Tech. (Suzhou)
- Advanced Semiconductor Manufacturing Corp.
- Xiamen Tianma Micro-Electronics
- ASE Assembly and Test (Shanghai)
- Suzhou Good-Ark Electronics (GA)
- Trina Solar
- Beijing Sevenstar Electronics
- Zhejiang CHINT Solar Tech
- STATS Chip PAC Shanghai
- Advanced Micro-Fabrication Equipment
- Hitech Semiconductor (Wuxi)

SEMICON China, SOLARCON China, and FPD China attract the most qualified buying teams throughout China, representing the leading companies and major equipment OEMs.

Program Attendance 2012

| | |
|---|-----|
| Grand Opening Keynote | 379 |
| China Semiconductor Technology International Conference (CSTIC) 2012 | 976 |
| LED China Conference2012 | 318 |
| 3DIC Technology Forum | 206 |
| Secondary Equipment Applications, Service and Fab Productivity Solutions Conference | 125 |
| Advanced Automotive Electronics: Applications and Opportunities in the China Market | 89 |
| Parts & Equipment OEM Conference | 115 |
| The China Market: IC from Design to Manufacturing | 127 |
| 3DIC Training | 99 |
| China PV Technology International Conference (CPTIC) 2012 | 640 |
| PV Project Implementation Conference-China 2012 | 207 |
| International PV Technology Roadmap (ITRPV) Forum | 198 |
| International PV Standards Forum | 116 |
| International PV Trade Partner Forum | 101 |
| Thin Film Solar Training Workshop | 47 |
| China FPD Conference (CFC) 2012 | 604 |
| Cross-strait AMOLED Industry Development Forum | 127 |

2012 Post Show Report

March 20-22 Shanghai New International Expo Centre, Shanghai, China

SOLARCON[®]
China2012

SEMICON[®]
China2012

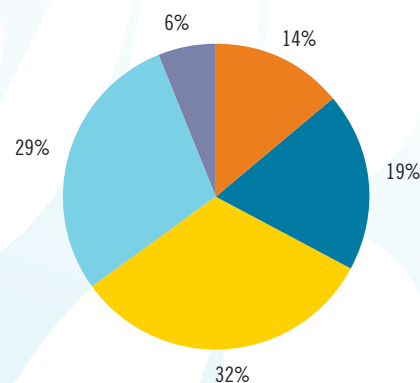
FPD China2012

Visitor Information

Strong decision making presence with 65% of visitors representing management.

Visitor Job Levels

- 14% EXECUTIVE MANAGEMENT (Chair, President, Chief etc.)
- 19% SENIOR MANAGEMENT (Vice President, Director etc.)
- 32% OTHER MANAGEMENT
- 29% NON-MANAGEMENT
- 6% OTHERS

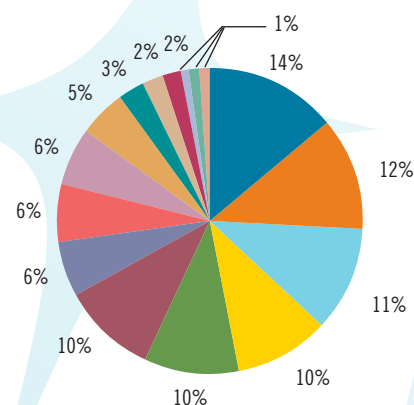


Visitors' Primary Job Function

57% of visitors represent Engineering job functions.

10% of visitors represent executive management and board member job functions.

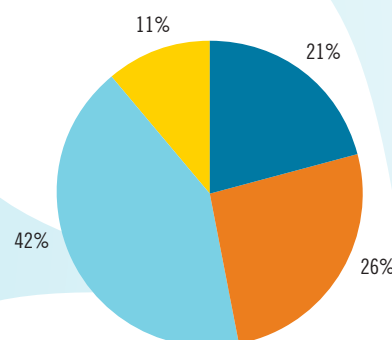
- 14% Marketing, Sales, Business Development
- 12% Fabrication and Process Engineering
- 11% Mfg.Engineering/Operations Mgmt
- 10% Executive Management/Board Member
- 10% Purchasing/Procurement
- 10% Research & Development Engineering
- 6% Product Management/Engineering
- 6% Design Engineering (incl Software.Systems.Test.Hardware)
- 6% Quality Assurance and Test Engineering
- 5% Assembly/Packaging Engineering
- 3% Manufacturing and Production
- 2% Other
- 2% Facilities Engineering/Engineering Support
- 1% Environment, Health & Safety
- 1% Government/Public Policy
- 1% Financial/Industry Analyst



Visitors' Purchasing Authority

There is a strong purchasing influence in this audience, with 89% of visitors involved in product selection and technology purchasing decisions.

- 21% Final Decision Maker/Co-Deciding/Crucial
- 26% Recommend/Evaluate/Consult
- 42% Specify
- 11% No Role



2012 Post Show Report

March 20-22 Shanghai New International Expo Centre, Shanghai, China

SOLARCON[®]
China2012

SEMICON[®]
China2012

FPD China2012



Visiting Company's Main Product*

These are the visitors' main product area and the top categories in each segment.

* Some visitors chose more than one segment therefore percentages will not add up to 100%.

87% SEMICONDUCTOR

| | | | |
|--|-----|---|----|
| Semiconductor Device Manufacturer (IDM, foundry) | 25% | R&D/Academic/Professional Organizations and Institutions | 2% |
| Semiconductor Equipment Manufacturer | 10% | Electronic Manufacturing Services (EMS) Provider | 2% |
| Assembly & Test Services Provider | 8% | Electronics Distributor/Reseller | 2% |
| Materials Supplier | 7% | Other | 2% |
| LED/Optoelectronics/Photonics Manufacturer | 7% | Software-Electronic Design (EDA)/Silicon Intellectual Property (IP) | 2% |
| Manufacturing Products/Consumables | 5% | Manufacturing Services and Consulting | 2% |
| Fabless Semiconductor Manufacturer/Design House | 4% | Professional Services and Consulting | 2% |
| Photovoltaic/PV Cells and Modules Manufacturer | 4% | PC/Consumer/Commercial Electronics Manufacturer | 2% |
| MEMS/MST/Micromachines Manufacturer | 3% | Media/Publication | 1% |
| Sub-systems/Components/Parts Manufacturer | 3% | Secondary Equipment and Services | 1% |
| Flat Panel Display Manufacturer | 2% | Construction/Construction Services | 1% |
| Software-Manufacturer/Factory Automation | 2% | Finance/Investment Products/Services | 1% |

56% SOLAR

| | | | |
|--|-----|--|----|
| PV Device Manufacturing | 25% | Roofer | 3% |
| PV Manufacturing Equipment & Spare Parts | 12% | Architect | 3% |
| PV Materials | 11% | Project Developer | 3% |
| PV Systems | 6% | Technical Planner | 3% |
| Components, Parts & Accessories | 6% | Energy Consultant | 2% |
| Solar Thermal | 6% | Electrical Installation Company | 2% |
| Other | 6% | Public Utility (Gas, Electric) | 2% |
| Wholesalers/Distributors | 5% | Heating and Cooling Installation Company | 2% |
| Service Company (Financing, Maintenance) | 3% | | |

43% FPD

| | | | |
|-------------------------------|-----|--|----|
| FPD Equipment | 26% | Other | 7% |
| FPD Materials | 16% | FPD Manufacturing Facility/Environment/Automation System | 7% |
| FPD Panel and Module | 11% | FPD End Product Assembly | 6% |
| FPD Components | 9% | FPD Software, Market Data and Industrial Service | 4% |
| FPD End Product | 7% | | |
| Factory Design & Construction | 7% | | |

Visitor Profile

Where did they come from?

Visitors from 46 countries visited the show.

- 90% China: 31,224
- 10% International: 4,140

International visitors are mainly from the regions below:

- 2.90% Korea: 1,027
- 2.17% Japan: 771
- 1.30% USA: 461
- 0.71% Singapore: 252
- 0.34% Germany: 121
- 0.34% Malaysia: 121

Domestic visitors from 30 provinces visited the show.

- 50% Shanghai: 12,347
- 25% Jiangsu: 5,958
- 6% Zhejiang: 1,454

2012 Post Show Report

March 20-22 Shanghai New International Expo Centre, Shanghai, China

SOLARCON[®]
China2012

SEMICON[®]
China2012

FPD China2012



Visiting Company's Main Areas Of Interest

This data shows what product and services visitors are looking for at the show. Visitor can choose more than one product/service, therefore the percentages will not add up to 100%.

71% Semiconductor Manufacturing

| | | | |
|---|-----|---|-----|
| Semiconductor Device Manufacturing (IDM, foundry) | 46% | Fabless Semiconductor Manufacturer/ Design Services | 17% |
| Assembly and Test Services | 22% | Electronic Manufacturing Services (EMS) | 15% |

82% Semiconductor Manufacturing Equipment

| | | | |
|--|-----|--|-----|
| Water Processing/Front-end Manufacturing Equipment | 21% | Assembly and Packaging Equipment inspection&Measurement/Metrology Products | 14% |
| Thin Film Manufacturing Equipment | 18% | Manufacturing Equipment | 13% |
| Test Equipment | 18% | Flat Panel Display | 9% |
| | | Other Equipment | 7% |

68% Semiconductor Materials

| | | | |
|----------------------------------|-----|----------------------|-----|
| Wafers and Substrates | 20% | Chemicals and Solids | 14% |
| Process Materials | 19% | Gases | 10% |
| Assembly and Packaging Materials | 17% | Other Materials | 6% |
| Test Materials | 14% | | |

52% Software, Other Products and Services

| | | | |
|---|-----|--|----|
| Components Parts and Accessories | 17% | Software—Electronic Design (EDA)/ Silicon Intellectual Property (IP) | 9% |
| Factory Control Automation/Facilities | 15% | Sub-systems | 9% |
| Secondary Equipment and Services | 12% | Manufacturing Services or Consulting | 8% |
| Software—Manufacturing/Factory Automation | 11% | Business Services or Consulting | 5% |
| Support Products (includes consumables) | 11% | Other | 3% |

51% Photovoltaic Device Manufacturing

| | | | |
|--|-----|--|-----|
| PV Cells | 35% | PV Concentrator Cells | 13% |
| PV Modules | 22% | Solar Facades, BIPV, Roof Elements, etc. | 9% |
| Photovoltaic Production Processes and Technology | 21% | | |

24% PV Equipment

| | | | |
|-----------------------------|-----|--------------------------|-----|
| Crystal Silicon Solar Cells | 21% | Inspection and Metrology | 11% |
| Thin Film | 17% | Modules | 11% |
| Integration and Automation | 13% | Polysilicon | 11% |
| Wafers | 11% | Other | 5% |

2012 Post Show Report

March 20-22 Shanghai New International Expo Centre, Shanghai, China

SOLARCON[®]
China2012

SEMICON[®]
China2012

FPD China2012

Visiting Company's Main Areas Of Interest

20% PV Material

| | | | |
|---------------------|-----|----------------------------|-----|
| Consumables | 23% | Solar Glass, Encapsulation | 15% |
| Feedstock Materials | 20% | Gases and Liquid Chemicals | 15% |
| Ingots, Wafers | 18% | Other | 9% |

13% PV Systems

| | | | |
|------------------------------|-----|-------------------------------------|-----|
| Solar Chargers and Batteries | 21% | Measurement and Control Technology | 15% |
| Power Plants, PV | 20% | Off-grid and/or Stand-Alone Systems | 14% |
| Inverters | 18% | Software, Performance Monitoring | 12% |

9% PV Components, Tracking and Mounting System

| | | | |
|-------------------------|-----|------------------------------------|-----|
| Photovoltaic Components | 42% | Mounting Systems | 20% |
| Tracking Systems | 21% | Cables, Connectors, Junction Boxes | 16% |

16% PV Services

| | | | |
|---|-----|---------------------------|-----|
| Engineering, Planning and Consultation Services | 23% | Research & Development | 14% |
| Consumer Products | 15% | Testing Institutes | 12% |
| Education, Training | 15% | Financing, Promotion | 12% |
| | | Organization, Association | 9% |

67% FPD

| | | | |
|--------------------------|-----|---|----|
| FPD Equipment | 22% | FPD Manufacturing Facility/ Environment/Automation System | 9% |
| FPD Materials | 16% | Factory Design and Construction | 7% |
| FPD Panel and Module | 11% | FPD Software, Market Data and Industrial Service | 5% |
| FPD Components | 9% | Other | 3% |
| FPD End Product | 9% | | |
| FPD End Product Assembly | 9% | | |

